

# Delta II

## Assembly Instructions

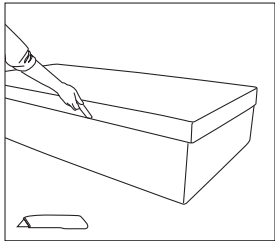


### Opening Box

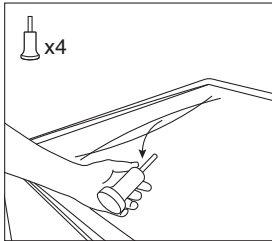
Ensure that you DO NOT push your knife too far into the box when cutting it open.

Lift the cardboard with one hand while cutting, thereby keeping the blade well away from your furniture.

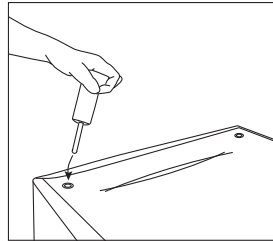
**Assembling your furniture.** Please follow the following 15 steps.



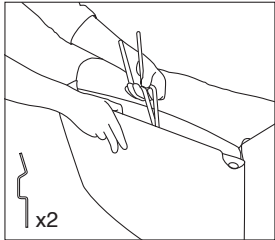
1



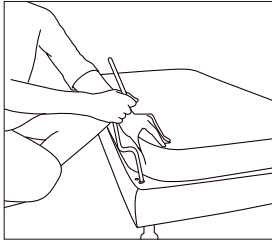
2



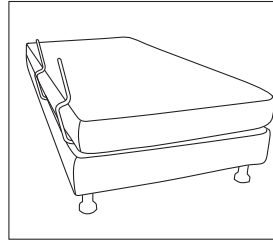
3



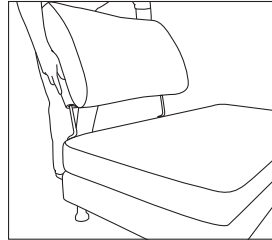
4



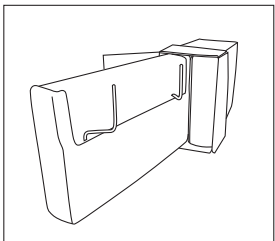
5



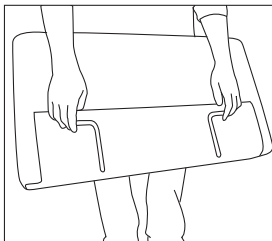
6



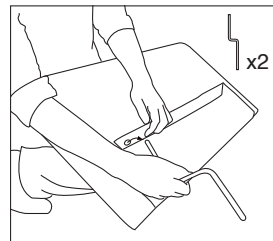
7



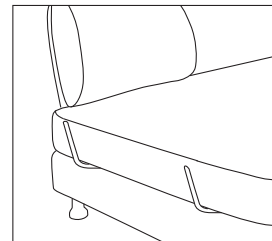
8



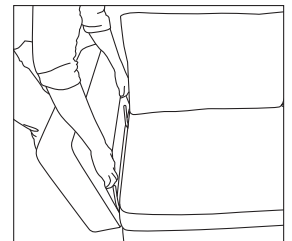
9



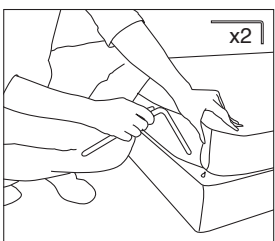
10



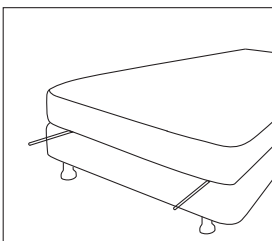
11



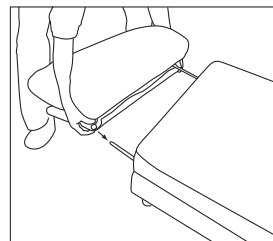
12



13



14



15

# Delta II Accessories



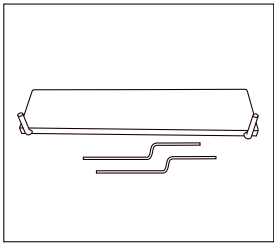
## Opening Box

Ensure that you DO NOT push your knife too far into the box when cutting it open.

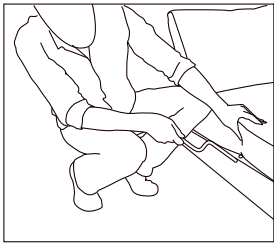
Lift the cardboard with one hand while cutting, thereby keeping the blade well away from your furniture.

## RECTANGULAR TABLE


**Assembling your furniture.** Please follow the following 4 steps.



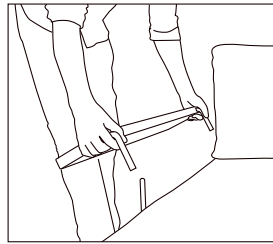
1



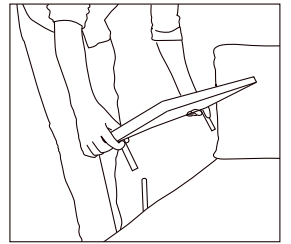
2



3



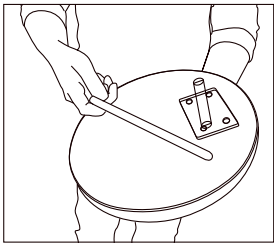
4A



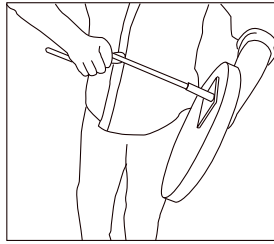
4B

## ROUND TABLE

**Assembling your furniture.** Please follow the following 3 steps.



1



2



3